



Integrated Fittings



Flow Controls

*Compact & Miniature Styles
Brass & Composite Bodies
Right Angle & In-line
Inch & Metric Sizes
Direct Mounting*



Check Valves

*Compact & light weight
Inch & Metric sizes
NPT, BSPT, BSPP*



Blocking Valves

*Safe & Immediate
Stopping of Piston Rod
Push-in or Threaded
Terminations
Direct Mounting*



Slow Start Fittings

*Mount to FRL or Power Unit
Permits Gradual Increase in
Pressure
Prevents Shocks to System*









































































Threshold Sensor Valves

*Senses the end of the stroke
Use with air or
solenoid piloted valve
No limit switch
Compact*



C

Compact Flow Control Valves	FCC731 Meter Out  Page C5	FCC731 Meter Out - BSPT  Page C5	FC731 Meter Out - BSPP  Page C5	FCCI731 Meter In Flow Control  Page C5	FCCI731 Meter In Flow Control - BSPT  Page C5	FCCI731 Meter In Flow Control - BSPP  Page C5	
	FCCB731 Bi-Directional Flow Control  Page C6	FCCB731 Bi-directional Flow Control - BSPT  Page C6	FCCB731 Bi-directional Flow Control - BSPP  Page C6	FCKC731 Knobless Meter Out Flow Control  Page C6	FCKC731 Knobless Flow Control - BSPP  Page C6	FCKCI731 Knobless Meter In Flow Control  Page C7	FCKCI731 Knobless Meter In Flow Control - BSPP  Page C7
	FCKCB731 Knobless Bi-directional Flow Control - BSPP  Page C7	FCK701C Knobless Compression Metal Flow Control - BSPP  Page C7	Flow Controls Miniature	FCM731 Meter Out Flow Control  Page C9	Meter In Flow Control  Page C9	FCM731 Flow Control - BSPT  Page C9	FCMI731 Meter In Flow Control - BSPT  Page C9
	FCM731 Flow Control - BSPP  Page C9	FCMI731 Meter In Flow Control - BSPP  Page C10		FCMB731 Bi-directional Flow Control - BSPP  Page C10	FCMK731 Knobless Mini Meter Out Flow Control  Page C10	Flow Controls Swivel Outlet	FCCS731 Compact Swivel Outlet Flow Control  Page C12
	FCCSI731 Compact Swivel Outlet Meter In - BSPP  Page C12	FCMS731 Mini Swivel Outlet Flow Control  Page C13	FCMS731 Miniature Swivel Outlet Flow Control - BSPT  Page C13	FCMS731 Miniature Swivel Outlet - BSPP  Page C13	FCMSI731 Miniature Swivel Outlet Meter In - BSPP  Page C13		FCCS731 Compact Swivel Outlet - BSPP  Page C13
	Flow Controls Plug-In	FCMSP731 Mini Flow Control  Page C15	FCMSPI731 Mini Meter In Flow Control  Page C15	FCMSP701 Miniature Flow Control  Page C15	FCMSPI 731 Mini Meter In Flow Control  Page C15	FCCSP731 Compact Flow Control  Page C15	FCCSPI731 Compact Meter-In Flow Control  Page C15
		FC832 Flow Control  Page C17	FCB832 Bi-directional Flow Control  Page C17	FC832 Flow Control  Page C17	FCB832 Bi-directional Flow Control  Page C7	FCPM832 Panel Mountable Flow Control  Page C18	FC836 Threaded Flow Control  Page C18
FC836 Threaded Flow Control - BSPP  Page C18							

Compact Metal Flow Control Valves	FC705 Push-to-Connect Metal Flow Control  Page C20	FC701 Push-to-Connect Metal Flow Control - BSPP  Page C20	FCI701 Push-to-Connect Meter In Flow Control - BSPP  Page C20	FC708 Threaded Port Meter Out Flow Control  Page C20	FC702 Threaded Port Metal Flow Control - BSPP  Page C20	FCI702 Threaded Port Meter In Flow Control - BSPP  Page C20
	Flow Control Check Valves	32PLCK In-Line Check Valve  Page C22	32PLCK In-Line Check Valve  Page C22	W68PLCK Male Check Valve  Page C22	W68PLCKI Male Check Valve Meter In  Page C22	W68PLCK Male Check Valve Meter Out - BSPT  Page C22
68PLCK Male Check Valve Meter Out - BSPP  Page C23	68PLCKI Male Check Valve Meter In - BSPP  Page C23	VC Check Valve  Page C23	Flow Control Blocking Valves	FC601 Push-to-Connect Lock Out Valves  Page C25	FC601 Push-to-Connect Lock-Out Valve - BSPT  Page C25	FC601 Push-to-Connect Lock-Out Valve - BSPP  Page C25
FC602 Threaded Port Lock Out Valves  Page C25	FC608 Threaded Port Lock-Out Valve - BSPT  Page C25	FC608 Threaded Port Lock-Out Valve - BSPP  Page C25		Flow Control Blocking Valve	FC908 System Isolating  Page C27	FC908 BSPP for Isolated Component  Page C27
Threshold Sensor	PSBJ731 Pneumatic - 5/32 Pilot  Page C29	PSBJ731 Pneumatic - 4mm Pilot  Page C29	PSPJ731 Pneumatic - 10-32 Pilot  Page C29		PSBJ708 Pneumatic - M5 Pilot  Page C29	PSPE701 Pneumatic / Electric - BSPP  Page C29





Compact Flow Control Valves

C

MATERIALS OF CONSTRUCTION	
BODY (DEPENDING UPON THE MODEL):	<ul style="list-style-type: none"> GLASS REINFORCED NYLON 6.6 BRASS
GRIPPING RING:	STAINLESS STEEL
ADJUSTMENT SCREWS	NICKEL-PLATED BRASS
LOCKING NUT:	NICKEL-PLATED BRASS
BASE:	NICKEL-PLATED BRASS

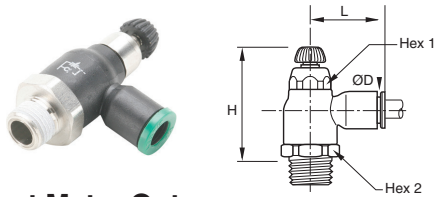
NOMENCLATURE	
EXAMPLE:FCC731-4-2	ATTRIBUTE:
FC	FLOW CONTROL
C	COMPACT
7	RIGHT ANGLE
3	NYLON BODY
1	TUBE X PIPE
4	1/4 TUBE O.D.
2	1/8 PIPE THREAD

APPLICABLE TUBE	
TUBE O.D.	1/8, 5/32, 1/4, 3/8
TUBE O.D. (MM)	4, 6, 8, 10, 12

SPECIFICATIONS	
PRESSURE RANGE:	15 TO 145 PSI
TEMPERATURE RANGES:	30° TO 160°F
WORKING FLUID:	COMPRESSED AIR

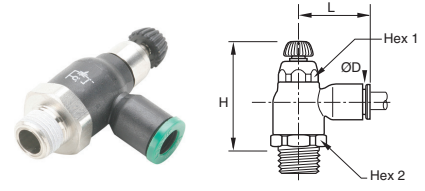


Compact flow control regulators ensure excellent performance of flow and are perfectly suited for reduced spaces due to their small size. The sensitivity of the adjustment screw provides very precise air flow control and regulation. A locking nut guarantees stability of adjustment against vibration tampering of the flow setting.



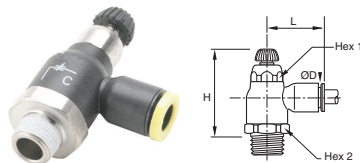
FCC731 Compact Meter Out

PART NO.	TUBE SIZE (IN)	NPT	HEX 1	HEX 2	H OPEN	H CLOSED	L
FCC731-5/32-2	5/32	1/8	0.63	0.39	1.67	1.44	0.85
FCC731-5/32-4	5/32	1/4	0.63	0.39	1.67	1.44	0.85
FCC731-4-2	1/4	1/8	0.63	0.39	1.67	1.44	0.85
FCC731-4-4	1/4	1/4	0.63	0.39	1.67	1.44	0.85
FCC731-6-4	3/8	1/4	0.91	0.67	2.03	1.71	1.22
FCC731-6-6	3/8	3/8	0.91	0.67	2.03	1.71	1.22



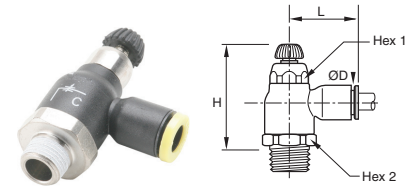
FCCI731 Compact Meter In Flow Control

PART NO.	TUBE SIZE (IN)	NPT	HEX 1	HEX 2	H OPEN	H CLOSED	L
FCCI731-5/32-2	5/32	1/8	0.63	0.39	1.67	1.44	0.85
FCCI731-5/32-4	5/32	1/4	0.63	0.39	1.67	1.44	0.85
FCCI731-4-2	1/4	1/8	0.63	0.39	1.67	1.44	0.85
FCCI731-4-4	1/4	1/4	0.63	0.39	1.67	1.44	0.85




FCC731 Compact Meter Out - BSPT

PART NO.	TUBE SIZE (MM)	BSPT	HEX 1	HEX 2	H CLOSED	H OPEN	L
FCC731-6M-2R	6	1/8	16	10	36.5	42.5	22.0
FCC731-8M-2R	8	1/8	19	14	40.0	45.0	27.0
FCC731-8M-4R	8	1/4	19	14	40.0	45.0	27.0
FCC731-10M-4R	10	1/4	23	17	43.5	51.5	31.5
FCC731-10M-6R	10	3/8	23	17	43.5	51.5	31.5
FCC731-10M-8R	10	1/2	23	17	43.5	51.5	31.5
FCC731-12M-4R	12	1/4	23	17	43.5	51.5	35.0
FCC731-12M-6R	12	3/8	23	17	43.5	51.5	35.0
FCC731-12M-8R	12	1/2	23	17	43.5	51.5	35.0



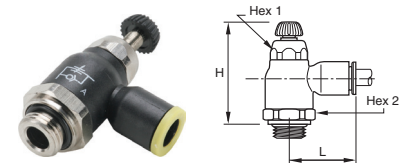
FCCI731 Compact Meter In Flow Control - BSPT

PART NO.	TUBE SIZE (MM)	BSPT	HEX 1	HEX 2	H CLOSED	H OPEN	L
FCCI731-10M-4R	10	1/4	23	17	43.5	51.5	31.5
FCCI731-10M-6R	10	3/8	23	17	43.5	51.5	31.5
FCCI731-10M-8R	10	1/2	23	17	43.5	51.5	31.5
FCCI731-12M-4R	12	1/4	23	17	43.5	51.5	35.0
FCCI731-12M-6R	12	3/8	23	17	43.5	51.5	35.0
FCCI731-12M-8R	12	1/2	23	17	43.5	51.5	35.0



FC731 Compact Meter Out - BSPP

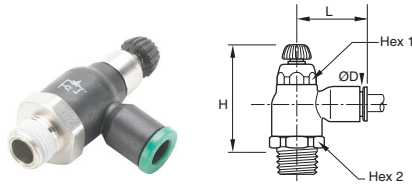
PART NO.	TUBE SIZE (MM)	BSPP	HEX 1	HEX 2	H CLOSED	H OPEN	L
FC731-4M-2G	4	1/8	10	16	38.0	44.0	22.0
FC731-6M-2G	6	1/8	10	16	38.0	44.0	22.0
FC731-6M-4G	6	1/4	10	16	36.5	42.5	22.0
FC731-8M-2G	8	1/8	14	19	41.5	48.0	28.0
FC731-8M-4G	8	1/4	14	19	41.5	48.0	28.0
FC731-8M-6G	8	3/8	14	19	41.5	48.0	28.0
FC731-10M-4G	10	1/4	17	23	45.5	53.5	31.5
FC731-10M-6G	10	3/8	17	23	45.5	54.0	31.5
FC731-12M-6G	12	3/8	17	23	45.5	54.0	35.0
FC731-12M-8G	12	1/2	17	24	45.5	54.0	35.0



FCCI731 Compact Meter In Flow Control - BSPP

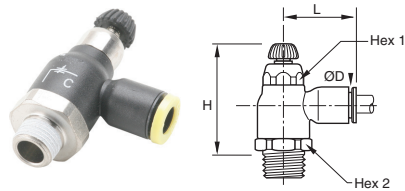
PART NO.	TUBE SIZE (MM)	BSPP	HEX 1	HEX 2	H CLOSED	H OPEN	L
FCCI731-4M-2G	4	1/8	10	16	38.0	44.0	22.0
FCCI731-6M-2G	6	1/8	10	16	38.0	44.0	22.0
FCCI731-6M-4G	6	1/4	10	16	36.5	42.5	22.0
FCCI731-8M-2G	8	1/8	14	19	41.5	48.0	28.0
FCCI731-8M-4G	8	1/4	14	19	41.5	48.0	28.0
FCCI731-8M-6G	8	3/8	14	19	41.5	48.0	28.0
FCCI731-10M-4G	10	1/4	17	23	45.5	53.5	31.5
FCCI731-10M-6G	10	3/8	17	23	45.5	54.0	31.5
FCCI731-12M-8G	12	1/2	17	24	45.5	54.0	35.0





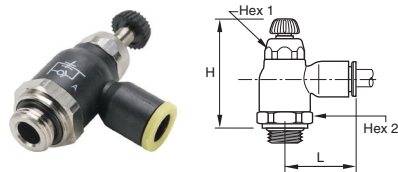
FCCB731 Compact Bi-Directional Flow Control

PART NO.	TUBE SIZE (IN)	NPT	HEX 1	HEX 2	H OPEN	H CLOSED	L
FCCB731-5/32-2	5/32	1/8	0.63	0.39	1.67	1.44	0.85
FCCB731-4-2	1/4	1/8	0.63	0.39	1.67	1.44	0.85
FCCB731-4-4	1/4	1/4	0.63	0.39	1.67	1.44	0.85



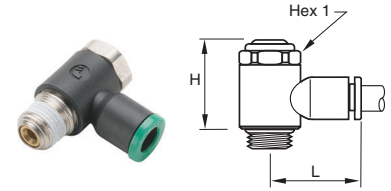
FCCB731 Compact Bi-directional Flow Control - BSPT

PART NO.	TUBE SIZE (MM)	BSPT	HEX 1	HEX 2	H CLOSED	H OPEN	L
FCCB731-4M-2R	4	1/8	16	10	36.5	42.5	22.0
FCCB731-6M-2R	6	1/8	16	10	36.5	42.5	22.0
FCCB731-6M-4R	6	1/4	16	10	36.5	42.5	22.0
FCCB731-8M-2R	8	1/8	19	14	40.0	45.0	27.0
FCCB731-8M-4R	8	1/4	19	14	40.0	45.0	27.0
FCCB731-8M-6R	8	3/8	19	14	40.0	45.0	27.0



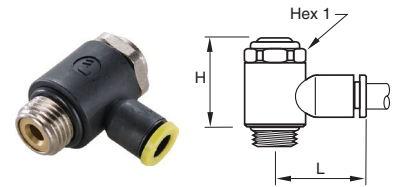
FCCB731 Compact Bi-directional Flow Control - BSPP

PART NO.	TUBE SIZE (MM)	BSPP	HEX 1	HEX 2	H CLOSED	H OPEN	L
FCCB731-4M-2G	4	1/8	10	16	38.0	44.0	22.0
FCCB731-6M-2G	6	1/8	10	16	38.0	44.0	22.0
FCCB731-6M-4G	6	1/4	10	16	36.5	42.5	22.0
FCCB731-8M-2G	8	1/8	14	19	41.5	48.0	28.0
FCCB731-8M-4G	8	1/4	14	19	41.5	48.0	28.0
FCCB731-8M-6G	8	3/8	14	19	41.5	48.0	28.0



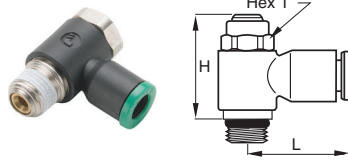
FCKC731 Knobless Meter Out Flow Control

ART NO.	TUBE SIZE (IN)	NPT / UNF	HEX 1 MM	H	L
FCKC731-2-0	1/8	10-32		0.69	0.65
FCKC731-2-2	1/8	1/8	13	0.79	0.75
FCKC731-5/32-0	5/32	10-32		0.69	0.65
FCKC731-5/32-2	5/32	1/8	13	0.79	0.75
FCKC731-4-0	1/4	10-32		0.69	0.77
FCKC731-4-2	1/4	1/8	13	0.79	0.85
FCKC731-4-4	1/4	1/4	17	1.04	0.89
FCKC731-5-2	5/16	1/8	13	0.79	1.02
FCKC731-5-4	5/16	1/4	17	1.04	1.06
FCKC731-6-4	3/8	1/4	17	1.04	1.14
FCKC731-6-6	3/8	3/8	20	1.14	1.36



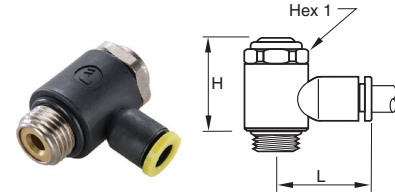
FCKC731 Knobless Compact Flow Control - BSPP

PART NO.	TUBE SIZE (MM)	BSPP / M5	HEX 1	H	L
FCKC731-4M-M5	4	M5X0.8	8.0	17.5	17.0
FCKC731-4M-2G	4	1/8	13.0	25.0	19.0
FCKC731-6M-M5	6	M5X0.8	8.0	17.5	19.0
FCKC731-6M-2G	6	1/8	13.0	25.0	21.0
FCKC731-6M-4G	6	1/4	17.0	26.5	22.0
FCKC731-8M-2G	8	1/8	13.0	25.0	26.0
FCKC731-8M-4G	8	1/4	17.0	26.5	27.0
FCKC731-8M-6G	8	3/8	20.0	37.5	29.0
FCKC731-10M-4G	10	1/4	17.0	26.5	29.0
FCKC731-10M-6G	10	3/8	20.0	37.5	31.0
FCKC731-10M-8G	10	1/2	23.0	43.0	37.0
FCKC731-12M-6G	12	3/8	20.0	37.5	6.8
FCKC731-12M-8G	12	1/2	23.0	43.0	37.0




FCKCI731 Knobless Meter In Flow Control

PART NO.	TUBE SIZE (IN)	NPT / UNF	HEX 1 MM	H	L
FCKCI731-5/32-0	5/32	10-32	8	0.69	0.65
FCKCI731-5/32-2	5/32	1/8	13	0.79	0.75
FCKCI731-4-0	1/4	10-32	8	0.69	0.77
FCKCI731-4-2	1/4	1/8	13	0.79	0.85
FCKCI731-4-4	1/4	1/4	17	1.04	0.89




FCKCB731 Knobless Bi-directional Flow Control - BSPP

PART NO.	TUBE SIZE (MM)	BSPP / M5	HEX 1	H	L
FCKCB731-4M-M5	4	M5X0.8	8	17.5	17.0
FCKCB731 -4M-2G	4	1/8	13	25.0	19.0
FCKCB731 -6M-M5	6	M5X0.8	8	17.5	19.0
FCKCB731 -6M-2G	6	1/8	13	25.0	21.0
FCKCB731 -6M-4G	6	1/4	17	26.5	22.0
FCKCB731 -8M-2G	8	1/8	13	25.0	26.0
FCKCB731 -8M-4G	8	1/4	17	26.5	27.0
FCKCB731 -8M-6G	8	3/8	20	37.5	29.0



FCKCI731 Knobless Compact Meter In Flow Control-BSPP

PART NO.	TUBE SIZE (MM)	BSPP / M5	HEX 1	H	L
FCKCI731-4M-M5	4	M5X0.8	8.0	17.5	17.0
FCKCI731-4M-2G	4	1/8	13.0	25.0	19.0
FCKCI731-6M-M5	6	M5X0.8	8.0	17.5	19.0
FCKCI731-6M-2G	6	1/8	13.0	25.0	21.0
FCKCI731-6M-4G	6	1/4	17.0	26.5	22.0
FCKCI731-8M-2G	8	1/8	13.0	25.0	26.0
FCKCI731-8M-4G	8	1/4	17.0	26.5	27.0
FCKCI731-8M-6G	8	3/8	20.0	37.5	29.0
FCKCI731-12M-6G	10	3/8	17.0	26.5	29.0
FCKCI731-12M-8G	10	1/2	20.0	37.5	31.0



FCK701C Knobless Compression Metal Flow Control - BSPP

PART NO.	TUBE SIZE (MM)	BSPP	HEX 1	HEX 2	H	L	L1
FCK701C-4M-2G	4	1/8	13	10	26.0	25.5	14.5
FCK701C-6M-2G	6	1/8	13	13	26.0	25.5	14.5
FCK701C-6M-4G	6	1/4	17	13	31.5	28.5	17.5
FCK701C-8M-2G	8	1/8	13	14	26.0	29.5	15.5
FCK701C-8M-4G	8	1/4	17	14	31.5	31.0	17.0
FCK701C-10M-4G	10	1/4	17	19	31.5	35.0	19.0
FCK701C-10M-6G	10	3/8	20	19	44.5	37.5	19.0
FCK701C-10M-8G	10	1/2	23	19	50.0	37.5	19.0
FCK701C-12M-6G	12	3/8	20	22	44.5	38.0	21.5
FCK701C-12M-8G	12	1/2	23	22	50.0	38.0	21.5



Flow Controls Miniature

C

MATERIALS OF CONSTRUCTION	
BODY (DEPENDING UPON THE MODEL):	<ul style="list-style-type: none"> GLASS REINFORCED NYLON 6.6 BRASS
GRIPPING RING:	STAINLESS STEEL
ADJUSTMENT SCREWS	NICKEL-PLATED BRASS
LOCKING NUT:	NICKEL-PLATED BRASS
BASE:	NICKEL-PLATED BRASS


NOMENCLATURE	
EXAMPLE: FCM731-4-2	ATTRIBUTE:
FC	FLOW CONTROL
M	MINIATURE
7	RIGHT ANGLE
3	NYLON BODY
1	TUBE X PIPE
4	1/4 TUBE O.D.
2	1/8 PIPE THREAD

APPLICABLE TUBE	
TUBE O.D.	1/8, 5/32, 1/4
TUBE O.D. (MM)	3, 4, 6, 8

SPECIFICATIONS	
PRESSURE RANGE:	15 TO 145 PSI
TEMPERATURE RANGES:	30° TO 160°F
WORKING FLUID:	COMPRESSED AIR

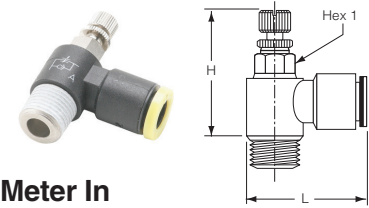


The miniature flow control regulator is especially adapted for all very small sized pneumatic applications (micro-pneumatic in particular). They are specifically designed for use with small bore cylinders (pancake / flat cylinders). Miniature flow control regulators are available in meter out, meter in and bi-directional versions.




FCM731 Miniature Meter Out Flow Control

PART NO.	TUBE SIZE (IN)	NPT	HEX 1 MM	H OPEN	H CLOSED	L
FCM731-2-0	1/8	10-32	6	1.14	0.91	0.67
FCM731-2-2	1/8	1/8	7	1.41	1.26	0.69
FCM731-5/32-0	5/32	10-32	6	1.02	0.93	0.67
FCM731-5/32-2	5/32	1/8	7	1.16	1.06	0.71
FCM731-4-0	1/4	10-32	6	1.02	0.93	0.73
FCM731-4-2	1/4	1/8	7	1.16	1.06	0.75
FCM731-4-4	1/4	1/4	8	1.28	1.18	0.77



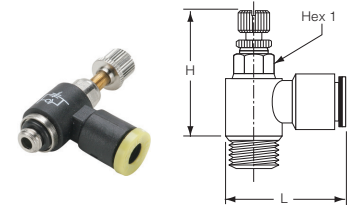
FCMI731 Miniature Meter In Flow Control - BSPT

PART NO.	TUBE SIZE (MM)	BSPT	HEX 1	H CLOSED	H OPEN	L
FCMI731-4M-2R	4	1/8	7	25.0	27.5	18.0
FCMI731-6M-2R	6	1/8	7	25.0	27.5	18.5
FCMI731-6M-4R	6	1/4	8	27.5	30.0	19.0
FCMI731-8M-2R	8	1/8	13	28.5	33.0	26.0
FCMI731-8M-4R	8	1/4	16	31.0	35.0	27.5
FCMI731-8M-6R	8	3/8	20	36.0	42.0	29.0




FCMI731 Miniature Meter In Flow Control

PART NO.	TUBE SIZE (IN)	NPT	HEX 1 MM	H OPEN	H CLOSED	L
FCMI731-2-0	1/8	10-32	6	1.14	0.91	0.67
FCMI731-5/32-0	5/32	10-32	6	1.02	0.93	0.67
FCMI731-5/32-2	5/32	1/8	7	1.16	1.06	0.71
FCMI731-4-0	1/4	10-32	6	1.02	0.93	0.73
FCMI731-4-2	1/4	1/8	7	1.16	1.06	0.75
FCMI731-4-4	1/4	1/4	8	1.28	1.18	0.77



FCM731 Miniature Flow Control - BSPP

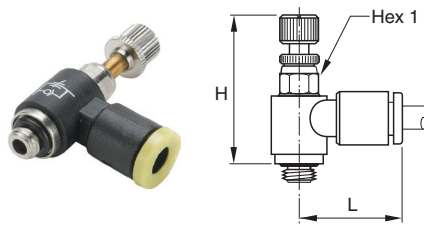
PART NO.	TUBE SIZE (MM)	BSPP	HEX 1	H CLOSED	H OPEN	L
FCM731-3M-M3	3	M3X0.5	6	23.5	26.0	17.0
FCM731-3M-M5	3	M5X0.8	6	23.5	26.0	17.0
FCM731-4M-M3	4	M3X0.5	6	23.5	26.0	16.5
FCM731-4M-M5	4	M5X0.8	6	23.5	26.0	17.0
FCM731-4M-2G	4	1/8	7	27.0	29.5	18.0
FCM731-6M-M5	6	M5X0.8	6	23.5	26.0	18.0
FCM731-6M-2G	6	1/8	7	27.0	29.5	18.5
FCM731-6M-4G	6	1/4	8	30.0	32.5	19.0
FCM731-8M-2G	8	1/8	13	26.5	31.0	26.0
FCM731-8M-4G	8	1/4	16	29.0	34.0	27.5
FCM731-8M-6G	8	3/8	20	36.0	42.0	29.0



FCM731 Miniature Flow Control - BSPT


PART NO.	TUBE SIZE (MM)	BSPT	HEX 1	H CLOSED	H OPEN	L
FCM731-4M-2R	4	1/8	7	25.0	27.5	18.0
FCM731-6M-2R	6	1/8	7	25.0	27.5	18.5
FCM731-6M-4R	6	1/4	8	27.5	30.0	19.0
FCM731-6M-6R	6	3/8	17	31.5	34.0	19.0
FCM731-8M-2R	8	1/8	13	28.5	33.0	26.0
FCM731-8M-4R	8	1/4	16	31.0	35.0	27.5
FCM731-8M-6R	8	3/8	20	36.0	42.0	29.0





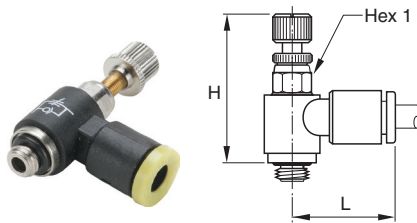
FCMI731 Miniature Meter In Flow Control - BSPP

PART NO.	TUBE SIZE (MM)	BSPP	HEX 1	H CLOSED	H OPEN	L
FCMI731-3M-M3	3	M3X0.5	6	23.5	26.0	17.0
FCMI731-3M-M5	3	M5X0.8	6	23.5	26.0	17.0
FCMI731-4M-M5	4	M5X0.8	6	23.5	26.0	17.0
FCMI731-4M-2G	4	1/8	7	27.0	29.5	18.0
FCMI731-6M-M5	6	M5X0.8	6	23.5	26.0	18.0
FCMI731-6M-2G	6	1/8	7	27.0	29.5	18.5
FCMI731-6M-4G	6	1/4	8	30.0	32.5	19.0
FCMI731-8M-2G	8	1/8	13	26.5	31.0	26.0
FCMI731-8M-4G	8	1/4	16	29.0	34.0	27.5
FCMI731-8M-6G	8	3/8	20	36.0	42.0	29.0



FCMK731 Knobless Mini Meter Out Flow Control

PART NO.	TUBE SIZE (IN)	NPT	HEX 1 MM	H OPEN	H CLOSED	L
FCMK731-2-0	1/8	10-32	6	0.79	0.65	0.65
FCMK731-2-2	1/8	1/8	6	0.85	0.71	0.71
FCMK731-5/32-0	5/32	10-32	6	0.79	0.65	0.65
FCMK731-5/32-2	5/32	1/8	6	0.85	0.71	0.71
FCMK731-4-0	1/4	10-32	6	0.79	0.65	0.65
FCMK731-4-2	1/4	1/8	6	0.85	0.71	0.73
FCMK731-4-4	1/4	1/4	6	0.97	0.83	0.73



FCMB731 Miniature Bi-directional Flow Control - BSPP

PART NO.	TUBE SIZE (MM)	BSPP	HEX 1	H CLOSED	H OPEN	L
FCMB731-4M-M5	4	M5X0.8	6	23.5	26.0	16.5
FCMB731-4M-2G	4	1/8	7	27.0	29.5	17.0
FCMB731-6M-M5	6	M5X0.8	6	23.5	26.0	18.0
FCMB731-6M-2G	6	1/8	7	27.0	29.5	18.0
FCMB731-6M-4G	6	1/4	8	30.0	32.5	18.5



Flow Controls Swivel Outlet

MATERIALS OF CONSTRUCTION	
BODY:	GLASS REINFORCED NYLON 6.6
GRIPPING RING:	STAINLESS STEEL
ADJUSTMENT SCREWS	NICKEL-PLATED BRASS
LOCKING NUT:	NICKEL-PLATED BRASS
BASE:	NICKEL-PLATED BRASS

NOMENCLATURE	
EXAMPLE: FCMS731-5/32-2	ATTRIBUTE:
FC	FLOW CONTROL
M	MINIATURE
S	SWIVEL OUTLET
7	RIGHT ANGLE
3	NYLON BODY
1	TUBE X PIPE
5/32	5/32 TUBE O.D.
2	1/8 PIPE THREAD

APPLICABLE TUBE	
TUBE O.D.	5/32, 1/4, 3/8
TUBE O.D. (MM)	4, 6, 8, 10, 12

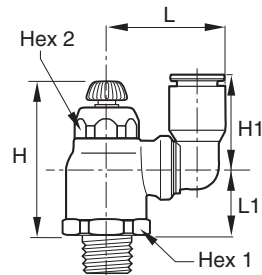
SPECIFICATIONS	
PRESSURE RANGE:	15 TO 145 PSI
TEMPERATURE RANGES:	30° TO 160°F
WORKING FLUID:	COMPRESSED AIR



Flow control regulators with “swivel outlet” are especially designed to allow a vertical or angled tube exit where access is restricted. The swivel outlet comes with instant push-in connection to ease installation. Flow control regulators with swivel outlet are available in meter out and meter in versions.

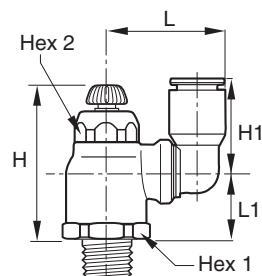


C



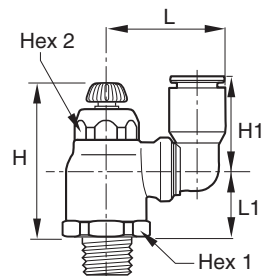
FCCS731 Compact Swivel Outlet Flow Control

PART NO.	TUBE SIZE (IN)	NPT	HEX 1 MM	HEX 2 MM	H CLOSED	H OPEN	H1	L	L1
FCCS731-4-2	1/4	1/8	19	10	1.87	2.09	0.63	0.93	0.65
FCCS731-4-4	1/4	1/4	19	14	1.79	1.99	0.73	1.00	0.89
FCCS731-6-4	3/8	1/4	23	17	1.93	2.20	1.04	1.34	0.97
FCCS731-6-6	3/8	3/8	23	17	1.93	2.20	1.04	1.34	0.97



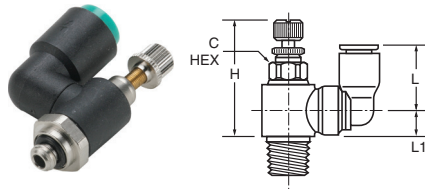
FCCS731 Compact Swivel Outlet Flow Control - BSPT

PART NO.	TUBE SIZE (MM)	BSPT	HEX 1	HEX 2	H CLOSED	H OPEN	H1	L	L1
FCCS731-6M-4R	6	1/4	16	10	36.5	42.5	16.0	23.5	16.5
FCCS731-8M-2R	8	1/8	19	14	40.0	46.0	23.0	28.0	17.5
FCCS731-8M-4R	8	1/4	19	14	40.0	46.0	23.0	28.0	17.5
FCCS731-12M-8R	12	1/2	23	17	43.5	51.5	31.0	37.0	19.5



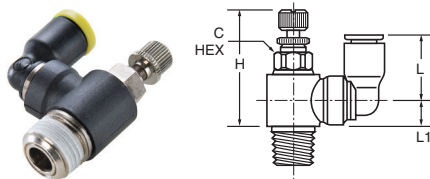
FCCSI731 Compact Swivel Outlet Meter In - BSPP

PART NO.	TUBE SIZE (MM)	BSPP	HEX 1	HEX 2	H CLOSED	H OPEN	H1	L	L1
FCCSI731-8M-2G	8	1/8	19	14	41.5	48.0	23.0	28.0	19.0
FCCSI731-8M-4G	8	1/4	19	14	41.5	48.0	23.0	28.0	19.5



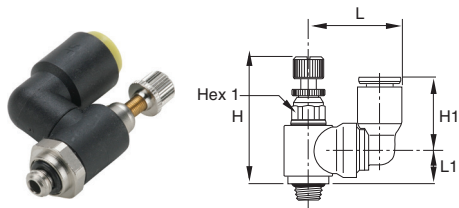
FCMS731 Mini Swivel Outlet Flow Control

PART NO.	TUBE SIZE (IN)	NPT	HEX 1 MM	H CLOSED	H OPEN	H1	L	L1
FCMS731-5/32-0	5/32	10-32	6	0.96	1.08	0.55	0.73	0.26
FCMS731-5/32-2	5/32	1/8	8	1.08	1.20	0.55	0.73	0.33



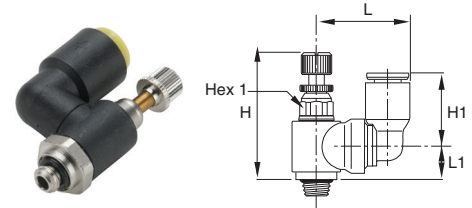
FCMS731 Miniature Swivel Outlet Flow Control - BSPT

PART NO.	TUBE SIZE (MM)	BSPT	HEX 1	H CLOSED	H OPEN	H1	L	L1
FCMS731-4M-2R	4	1/8	7	25	28.5	14.5	11.5	6.0
FCMS731-6M-2R	6	1/8	7	25	28.5	16.0	11.5	6.0



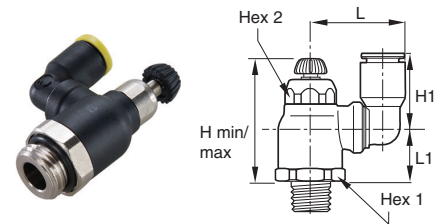
FCMS731 Miniature Swivel Outlet - BSPP

PART NO.	TUBE SIZE (MM)	BSPP	HEX 1	H CLOSED	H OPEN	H1	L	L1
FCMS731-4M-M5	4	M5X0.8	6	24.5	27.5	14.5	19.5	6.5
FCMS731-4M-2G	4	1/8	7	27.5	31.0	14.5	20.0	8.5
FCMS731-6M-M5	6	M5X0.8	6	24.5	27.5	16.0	21.5	6.5
FCMS731-6M-2G	6	1/8	7	27.5	31.0	16.0	22.0	8.5



FCMSI731 Miniature Swivel Outlet Meter In - BSPP

PART NO.	TUBE SIZE (MM)	BSPP	HEX 1	H CLOSED	H OPEN	H1	L	L1
FCMSI731-4M-M5	4	M5X0.8	6	24.5	27.5	14.5	19.5	6.5
FCMSI731-4M-2G	4	1/8	7	27.5	31.0	14.5	20.0	8.5
FCMSI731-6M-M5	6	M5X0.8	6	24.5	27.5	16.0	21.5	6.5
FCMSI731-6M-2G	6	1/8	7	27.5	31.0	16.0	22.0	8.5



FCCS731 Compact Swivel Outlet - BSPP

PART NO.	TUBE SIZE (MM)	BSPP	HEX 1	HEX 2	H CLOSED	H OPEN	H1	L	L1
FCCS731-6M-2G	6	1/8	16	10	38.0	44.0	16.0	23.5	18.0
FCCS731-6M-4G	6	1/4	16	10	36.5	42.5	16.0	23.5	16.5
FCCS731-8M-2G	8	1/8	19	14	41.5	48.0	23.0	28.0	19.0
FCCS731-8M-4G	8	1/4	19	14	41.5	48.0	23.0	28.0	19.5
FCCS731-8M-6G	10	3/8	19	14	41.5	48.0	23.0	28.0	17.5
FCCS731-10M-4G	10	1/4	23	17	45.5	53.5	26.5	35.0	21.0
FCCS731-10M-6G	10	3/8	23	17	45.5	54.0	26.5	35.0	21.5
FCCS731-12M-6G	12	3/8	23	17	45.5	54.0	31.0	38.0	21.5
FCCS731-12M-8G	12	1/2	23	17	45.5	54.0	31.0	38.0	21.0





Flow Controls Plug-In

C

MATERIALS OF CONSTRUCTION	
BODY:	GLASS REINFORCED NYLON 6.6
GRIPPING RING:	STAINLESS STEEL
ADJUSTMENT SCREWS:	NICKEL-PLATED BRASS
LOCKING NUT:	NICKEL-PLATED BRASS
TAILPIECE:	NICKEL-PLATED BRASS

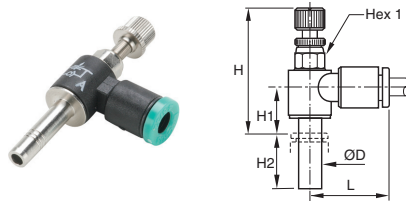
NOMENCLATURE	
EXAMPLE: FCM731-4-2	ATTRIBUTE:
FC	FLOW CONTROL
M	MINIATURE
7	RIGHT ANGLE
3	NYLON BODY
1	TUBE X PIPE
4	1/4 TUBE O.D.
2	1/8 PIPE THREAD

APPLICABLE TUBE	
TUBE O.D.	1/8, 5/32, 1/4
TUBE O.D. (MM)	4, 6, 8, 10, 12

SPECIFICATIONS	
PRESSURE RANGE:	15 TO 145 PSI
TEMPERATURE RANGES:	30° TO 160°F
WORKING FLUID:	COMPRESSED AIR

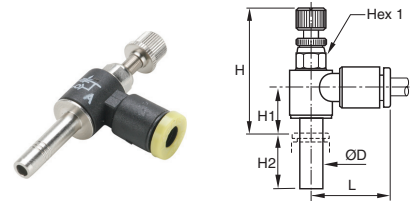


Plug-in flow control regulators can be directly mounted into existing fittings and allow very compact installations. They are particularly suited for mounting in manifolds using cartridges. Their design and function give equal performance to that of flow control regulators with threaded connections.



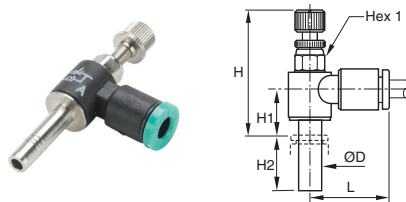
FCMSP731 Plug-In Mini Flow Control

PART NO.	TUBE SIZE (IN)	HEX 1 MM	H OPEN	H CLOSED	H1	H2	L
FCMSP731-2	1/8	6	1.04	0.94	0.12	0.59	0.67
FCMSP731-5/32	5/32	6	1.10	1.00	0.37	0.61	0.67
FCMSP731-4	1/4	7	1.18	1.08	0.12	0.73	0.73




FCMSP731 Plug-In Mini Meter In Flow Control

PART NO.	TUBE SIZE (MM)	HEX 1	H CLOSED	H OPEN	H1	H2	L
FCMSP731-4M	4	6	25.5	28.0	9.5	15.5	17.0
FCMSP731-6M	6	7	27.5	29.0	10.5	17.0	18.5



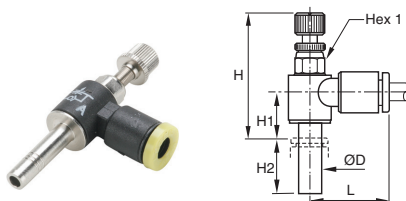
FCMSP731 Plug-In Mini Meter In Flow Control

PART NO.	TUBE SIZE (IN)	HEX 1 MM	H OPEN	H CLOSED	H1	H2	L
FCMSP731-2	1/8	6	1.04	0.94	0.12	0.59	0.67
FCMSP731-5/32	5/32	6	1.10	1.00	0.37	0.61	0.67
FCMSP731-4	1/4	7	1.18	1.08	0.12	0.73	0.73




FCCSP731 Plug-In Compact Flow Control

PART NO.	TUBE SIZE (MM)	HEX 1	H CLOSED	H OPEN	H1	H2	L
FCCSP731-6M	6	10	35.0	41.0	14.0	17.0	22.0
FCCSP731-8M	8	14	39.5	46.5	16.0	21.5	28.0
FCCSP731-10M	10	17	43.5	51.5	17.5	24.5	31.5
FCCSP731-12M	12	17	43.0	51.0	17.0	27.0	31.5



FCMSP701 - Plug-In Miniature Flow Control

PART NO.	TUBE SIZE (MM)	HEX 1	H CLOSED	H OPEN	H1	H2	L
FCMSP701-4M	4	6	25.5	28.0	9.5	15.5	17.0
FCMSP701-6M	6	7	27.5	29.0	10.5	17.0	18.5



FCCSP731 Plug-In Compact Meter-In Flow Control

PART NO.	TUBE SIZE (MM)	HEX 1	H CLOSED	H OPEN	H1	H2	L
FCCSP731-6M	6	10	35.0	41.0	14.0	17.0	22.0
FCCSP731-8M	8	14	39.5	46.5	16.0	21.5	28.0
FCCSP731-10M	10	17	43.5	51.5	17.5	24.5	31.5
FCCSP731-12M	12	17	43.0	51.0	17.0	27.0	31.5





Flow Controls In-Line


C

MATERIALS OF CONSTRUCTION	
BODY:	GLASS REINFORCED NYLON 6.6
GRIPPING RING:	STAINLESS STEEL
ADJUSTMENT SCREWS	NICKEL-PLATED BRASS
LOCKING NUT:	NICKEL-PLATED BRASS
BASE:	NICKEL-PLATED BRASS

NOMENCLATURE	
EXAMPLE: FC832-4	ATTRIBUTE:
FC	FLOW CONTROL
8	IN-LINE
3	NYLON BODY
2	TUBE X TUBE
4	1/4 TUBE O.D.

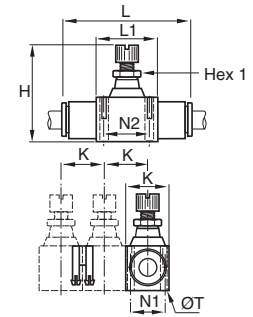
APPLICABLE TUBE	
TUBE O.D.	5/32, 1/4, 5/16, 3/8, 1/2
TUBE O.D. (MM)	4, 6, 8, 10, 12

SPECIFICATIONS	
PRESSURE RANGE:	15 TO 145 PSI
TEMPERATURE RANGES:	30° TO 160°F
WORKING FLUID:	COMPRESSED AIR



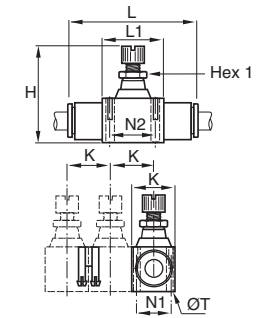
In-line flow controls are unidirectional flow control valves. Intake air flows freely through the flow control; exhaust air is metered out through a specially designed adjustment screw. An arrow on the body of the valve indicates the direction of controlled flow. They can be easily added to existing circuitry. Simply splice it into the cylinder port line.

They can be used individually or they may be stacked together using two joining clips.



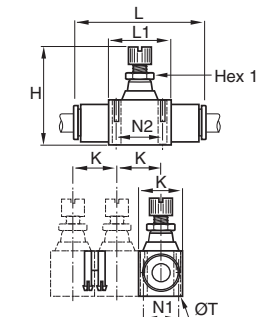
FC832 In-Line Flow Control

PART NO.	TUBE SIZE (IN)	HEX 1 MM	H CLOSED	H OPEN	K	L	L1	N1	N2	T
FC832-5/32	5/32	5	1.15	1.31	0.47	1.52	0.59	0.31	0.43	0.09
FC832-4	1/4	8	1.54	1.74	0.66	2.00	0.90	0.43	0.66	0.12
FC832-5	5/16	11	1.73	1.97	0.73	2.38	1.02	0.49	0.79	0.13
FC832-6	3/8	14	2.03	2.38	0.94	2.87	1.29	0.62	1.01	0.16
FC832-8	1/2	14	2.24	2.63	1.09	3.35	1.37	0.78	1.07	0.16



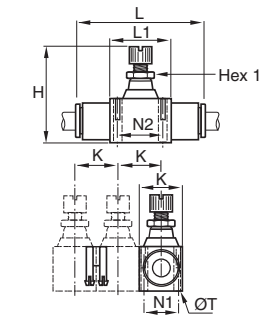
FCB832 In-Line Bi-directional Flow Control

PART NO.	TUBE SIZE (IN)	HEX 1 MM	H CLOSED	H OPEN	K	L	L1	N1	N2	T
FCB832-5/32	5/32	5	1.15	1.31	0.47	1.52	0.59	0.31	0.43	0.09
FCB832-4	1/4	8	1.54	1.74	0.66	2.00	0.90	0.43	0.66	0.12
FCB832-5	5/16	11	1.73	1.97	0.73	2.38	1.02	0.49	0.79	0.13



FC832 In-Line Flow Control

PART NO.	TUBE SIZE (MM)	HEX 1	H CLOSED	H OPEN	K	L	L1	N1	N2	T
FC832-4M	4	5	29.5	33.5	12.0	39.0	15.0	8.0	11.0	2.2
FC832-6M	6	8	39.5	44.5	17.0	54.0	23.0	11.0	17.0	3.2
FC832-8M	8	11	44.0	50.0	18.5	60.5	26.0	12.5	20.0	3.2
FC832-10M	10	14	52.0	61.0	24.0	76.0	33.0	16.0	26.0	4.2
FC832-12M	12	14	57.5	67.5	28.0	86.0	35.0	20.0	27.5	4.2

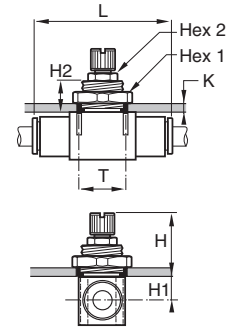


FCB832 In-Line Bi-directional Flow Control

PART NO.	TUBE SIZE (MM)	HEX 1	H CLOSED	H OPEN	K	L	L1	N1	N2	T
FCB832-4M	4	5	29.5	33.5	12.0	39.0	15.0	8.0	11.0	2.2
FCB832-6M	6	8	39.5	44.5	17.0	54.0	23.0	11.0	17.0	3.2
FCB832-8M	8	11	44.0	50.0	18.5	60.5	26.0	12.5	20.0	3.2

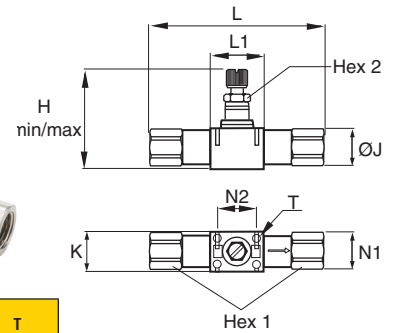


C



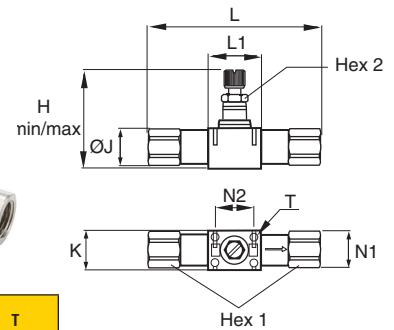
FCPM832 In-Line Panel Mountable Flow Control

PART NO.	TUBE SIZE (MM)	HEX 1	HEX 2	H CLOSED	H OPEN	K	L	H1	H2	T
FCPM832-4M	4	14		21.5	25.5	6.0	39.0	6.5	11.0	10.5
FCPM832-6M	6	19		27.5	32.5	7.0	54.0	7.5	13.5	16.5
FCPM832-8M	8	24	11	28.5	34.5	7.0	60.5	9.0	13.5	18.5
FCPM832-10M	10	30	14	29.5	38.5	7.0	76.0	11.5	13.5	24.5
FCPM832-12M	12	32	14	32.0	42.0	8.0	86.0	12.5	15.5	27.5



FC836 Threaded In-Line Flow Control

PART NO.	NPT	HEX 1 MM	HEX 2 MM	H CLOSED	H OPEN	K	L	L1	N1	N2	T
FC836-2	1/8	13	8.00	1.56	1.75	0.67	2.70	0.91	0.43	0.67	0.12
FC836-4	1/4	16	11.00	1.73	1.97	0.73	3.27	1.02	0.49	0.79	0.12
FC836-6	3/8	22	14.00	2.05	2.40	0.94	3.82	1.30	0.63	1.02	0.16
FC836-8	1/2	24	14.00	2.26	2.66	1.10	4.76	1.38	0.79	1.08	0.16



FC836 Threaded In-Line Flow Control - BSPP

PART NO.	BSPP	HEX 1	HEX 2	H CLOSED	H OPEN	K	L	N1	N2	T
FC836-2G	1/8	13	8	39.5	44.5	17.0	68.5	11.0	17.0	3.2
FC836-4G	1/4	16	11	44.0	50.0	18.5	83.0	12.5	20.0	3.2
FC836-6G	3/8	19	14	52.0	61.0	24.0	97.0	16.0	26.0	4.2
FC836-8G	1/2	24	14	57.5	67.5	28.0	121.0	20.0	27.5	4.2



Compact Metal Flow Control Valves

MATERIALS OF CONSTRUCTION	
BODY:	TREATED BRASS
GRIPPING RING:	STAINLESS STEEL
ADJUSTMENT SCREWS	NICKEL-PLATED BRASS
LOCKING NUT:	NICKEL-PLATED BRASS
BASE:	NICKEL-PLATED BRASS


NOMENCLATURE	
EXAMPLE: FC701-4-2	ATTRIBUTE:
FC	FLOW CONTROL
7	RIGHT ANGLE
0	BRASS BODY
1	TUBE X PIPE
4	1/4 TUBE O.D.
2	1/8 PIPE THREAD

APPLICABLE TUBE	
TUBE O.D.	1/8, 5/32, 1/4, 3/8
TUBE O.D. (MM)	4, 6, 8, 10, 12, 14

SPECIFICATIONS	
PRESSURE RANGE:	15 TO 145 PSI
TEMPERATURE RANGES:	30° TO 160°F
WORKING FLUID:	COMPRESSED AIR

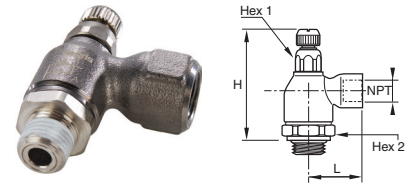


Metal flow control regulators are suited for use in severe conditions (temperatures, sparks, abrasion, etc). The screw and locking nut have been designed for easy manipulation, by hand. Adjustment can be made with a screwdriver and locking by use of a wrench.



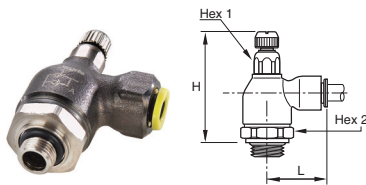
FC705 Push-to-Connect Metal Flow Control

PART NO.	TUBE SIZE (IN)	NPT	HEX 1 MM	HEX 2 MM	H CLOSED	H OPEN	L
FC705-5/32-2	5/32	1/8	19	10	1.79	2.01	0.85
FC705-4-2	1/4	1/8	19	10	1.79	2.01	0.97
FC705-4-4	1/4	1/4	19	10	1.79	2.01	0.97
FC705-6-4	3/8	1/4	19	14	1.91	2.11	1.14
FC705-6-6	3/8	3/8	25	17	2.15	2.40	1.40



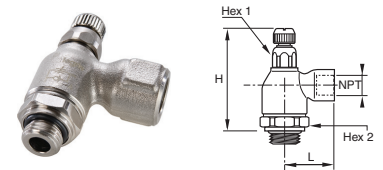
FC708 Threaded Port Meter Out Flow Control

PART NO.	NPT	HEX 1 MM	HEX 2 MM	H CLOSED	H OPEN	L	L1	L2
FC708-2	1/8	19	10	1.79	2.01	0.89	0.87	1.14
FC708-4	1/4	19	14	1.91	2.11	1.28	0.87	1.28
FC708-6	3/8	25	17	2.15	2.40	1.36	0.91	1.44
FC708-8	1/2	25	17	2.15	2.40	1.50	0.91	1.50



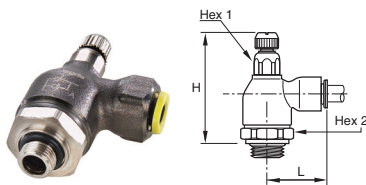
FC701 Push-to-Connect Metal Flow Control - BSPP

PART NO.	TUBE SIZE (MM)	BSPP	HEX 1	HEX 2	H CLOSED	H OPEN	L
FC701-4M-2G	4	1/8	10	19	47.0	53.0	21.0
FC701-6M-2G	6	1/8	10	19	47.0	53.0	24.5
FC701-6M-4G	6	1/4	10	19	47.5	53.0	24.5
FC701-8M-2G	8	1/8	14	19	50.0	55.0	29.0
FC701-8M-4G	8	1/4	14	19	50.0	56.0	29.0
FC701-8M-6G	8	3/8	17	25	56.0	62.0	30.5
FC701-10M-4G	10	1/4	14	19	50.0	56.0	35.0
FC701-10M-6G	10	3/8	17	25	56.0	62.0	35.0
FC701-12M-6G	12	3/8	17	25	56.0	62.0	38.0
FC701-12M-8G	12	1/2	17	25	55.0	62.0	38.0
FC701-14M-8G	14	1/2	17	25	55.0	62.0	41.0



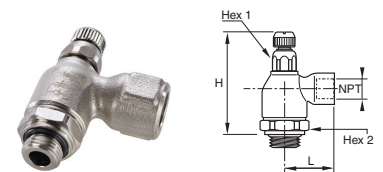
FC702 Threaded Port Metal Flow Control - BSPP

PART NO.	BSPP	HEX 1	HEX 2	H CLOSED	H OPEN	L
FC702-2G	1/8	10	19	47.0	52.5	22.5
FC702-4G	1/4	14	19	50.5	55.5	32.0
FC702-6G	3/8	17	25	56.0	62.0	34.5
FC702-8G	1/2	17	25	55.0	62.0	37.5



FCI701 Push-to-Connect Meter In Metal Flow Control - BSPP

PART NO.	TUBE SIZE (MM)	BSPP	HEX 1	HEX 2	H CLOSED	H OPEN	L
FCI701-4M-2G	4	1/8	10	19	47.0	53.0	21.0
FCI701-6M-2G	6	1/8	10	19	47.0	53.0	24.5
FCI701-6M-4G	6	1/4	10	19	47.5	53.0	24.5
FCI701-8M-2G	8	1/8	14	19	50.0	55.0	29.0
FCI701-8M-4G	8	1/4	14	19	50.0	56.0	29.0
FCI701-8M-6G	8	3/8	17	25	56.0	62.0	30.5



FCI702 Threaded Port Meter In Metal Flow Control - BSPP

PART NO.	BSPP	HEX 1	HEX 2	H CLOSED	H OPEN	L
FCI702-2G	1/8	10	19	47.0	52.5	22.5
FCI702-4G	1/4	14	19	50.5	55.5	32.0



Flow Control Check Valves

MATERIALS OF CONSTRUCTION	
BODY:	<ul style="list-style-type: none"> • 32PLCK: NYLON/NICKEL PLATED BRASS • 68PLCK: NYLON BODY WITH NICKEL-PLATED BRASS BASE • VC: ACETAL
GRIPPING RING:	STAINLESS STEEL
O-RING:	<ul style="list-style-type: none"> • NITRILE (32PLCK & 68PLCK) • EPDM (VC)

NOMENCLATURE	
EXAMPLE: W68PLCK-4-2	ATTRIBUTE:
W	WHITE THREAD SEALANT
68	TUBE X PIPE
PL	PRESTOLOK
CK	CHECK VALVE
4	1/4 TUBE O.D.
2	1/8 PIPE THREAD

NOMENCLATURE	
EXAMPLE: A4VC4-MG	ATTRIBUTE:
A	ACETAL
4	1/4 TUBE O.D.
VC	VALVE, CHECK
4	1/4 TUBE O.D.
MG	METAL GRIPPING RING

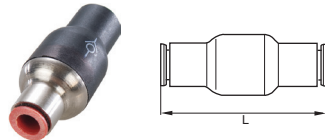
APPLICABLE TUBE	
TUBE O.D.	<ul style="list-style-type: none"> • PLCK: 5/32, 1/4, 5/16, 3/8 • VC: 1/4, 5/16, 3/8
TUBE O.D. (MM)	PLCK: 4, 6, 8, 10, 12

SPECIFICATIONS	
PRESSURE RANGE:	15 TO 145 PSI
TEMPERATURE RANGES:	34°F TO 150°F
CRACKING PRESSURE:	<ul style="list-style-type: none"> • PLCK: 7 PSI • VC: 1/3 PSI
WORKING FLUID:	COMPRESSED AIR



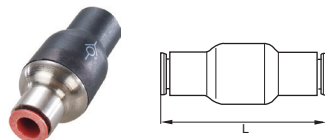
These in-line check valves allow air to pass in one direction while blocking flow in the other direction. Their extreme compactness and light weight make them suitable as a safety item in compressed air circuits. The body of the fitting contains an arrow to indicate the direction of flow.





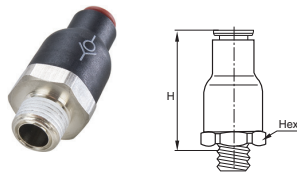
32PLCK In-Line Check Valve

PART NO.	TUBE SIZE (IN)	L
32PLCK-5/32	5/32	1.52
32PLCK-4	1/4	1.61
32PLCK-5	5/16	2.03
32PLCK-6	3/8	2.50



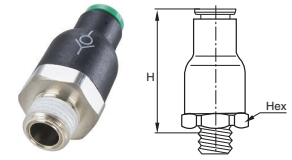
32PLCK In-Line Check Valve

PART NO.	TUBE SIZE (MM)	L
32PLCK-4M	4	38.5
32PLCK-6M	6	41.0
32PLCK-8M	8	51.5
32PLCK-10M	10	63.5
32PLCK-12M	12	66.5



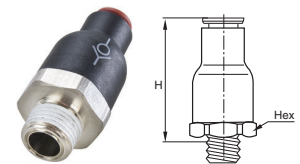
W68PLCK Male Check Valve

PART NO.	TUBE SIZE (IN)	NPT / UNF	HEX MM	H
68PLCK-5/32-0	5/32	10-32	9	1.26
W68PLCK-5/32-2	5/32	1/8	16	1.12
W68PLCK-4-2	1/4	1/8	19	1.42
W68PLCK-4-4	1/4	1/4	19	1.42
W68PLCK-6-4	3/8	1/4	23	1.65
W68PLCK-6-6	3/8	3/8	23	1.65



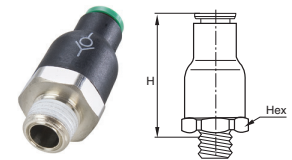
W68PLCKI Male Check Valve Meter In

PART NO.	TUBE SIZE (IN)	NPT / UNF	HEX MM	H
68PLCKI-5/32-0	5/32	10-32	9	1.26
W68PLCKI-5/32-2	5/32	1/8	16	1.12
W68PLCKI-4-2	1/4	1/8	19	1.42
W68PLCKI-4-4	1/4	1/4	19	1.42
W68PLCKI-6-4	3/8	1/4	23	1.65
W68PLCKI-6-6	3/8	3/8	23	1.65



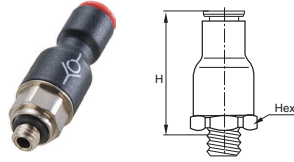
W68PLCK Male Check Valve Meter Out - BSPT

PART NO.	TUBE SIZE (MM)	BSPT	HEX 1	H
W68PLCK-4M-2R	4	1/8	16	28.5
W68PLCK -6M-2R	6	1/8	16	30.5
W68PLCK -6M-4R	6	1/4	16	30.5
W68PLCK -8M-2R	8	1/8	19	36.0
W68PLCK -8M-4R	8	1/4	19	36.0
W68PLCK -10M-6R	10	3/8	23	42.0
W68PLCK -12M-6R	12	3/8	23	42.0
W68PLCK -12M-8R	12	1/2	23	44.0



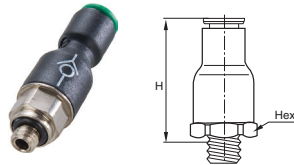
W68PLCKI Male Check Valve Meter In - BSPT

PART NO.	TUBE SIZE (MM)	BSPT	HEX 1	H
W68PLCKI-4M-2R	4	1/8	16	28.5
W68PLCKI -6M-2R	6	1/8	16	30.5
W68PLCKI -6M-4R	6	1/4	16	30.5
W68PLCKI -8M-2R	8	1/8	19	36.0
W68PLCKI -8M-4R	8	1/4	19	36.0



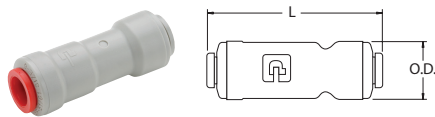
68PLCK Male Check Valve Meter Out - BSPP

PART NO.	TUBE SIZE (MM)	BSPP	HEX 1	H
68PLCK-4M-M5	4	M5X0.8	9	32.0
68PLCK-4M-2G	4	1/8	16	28.5
68PLCK-6M-2G	6	1/8	16	30.5
68PLCK-6M-4G	6	1/4	16	30.5
68PLCK-8M-2G	8	1/8	19	36.0
68PLCK-8M-4G	8	1/4	19	36.0



68PLCKI Male Check Valve Meter In - BSPP

PART NO.	TUBE SIZE (MM)	BSPP	HEX 1	H
68PLCKI-4M-M5	4	M5X0.8	9	32.0
68PLCKI-6M-2G	6	1/8	16	30.5
68PLCKI-8M-2G	8	1/8	19	36.0
68PLCKI-8M-4G	8	1/4	19	36.0
68PLCKI-10M-6G	10	3/8	23	42.0
68PLCKI-12M-6G	12	3/8	23	42.0
68PLCKI-12M-8G	12	1/2	23	44.0



VC – Check Valve

PART NO.	TUBE SIZE	L	O.D.
A4VC4-MG	1/4	2.00	.66
A5VC5-MG	5/16	2.10	.70
A6VC6-MG	3/8	2.15	.80



Flow Control Blocking Valves

C

MATERIALS OF CONSTRUCTION	
BODY:	TREATED BRASS
GRIPPING RING:	STAINLESS STEEL
SEALS, DIAPHRAGM:	NITRILE

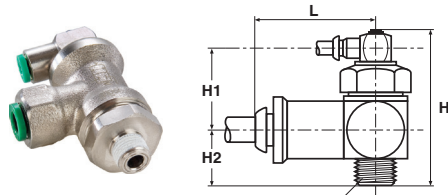
NOMENCLATURE	
EXAMPLE: FC601-4-2	ATTRIBUTE:
FC	FLOW CONTROL
6	BLOCKING
0	BRASS BODY
1	TUBE X PIPE
4	1/4 TUBE O.D.
2	1/8 PIPE THREAD

APPLICABLE TUBE	
TUBE O.D.	1/8, 5/32, 1/4, 3/8
TUBE O.D. (MM)	4, 6, 8, 10, 12, 14

SPECIFICATIONS	
PRESSURE RANGE:	15 TO 145 PSI
TEMPERATURE RANGES:	-4° TO 160°F
NUMBER OF CYCLES:	>10 MILLION AT 68°F AND 1 HZ
LEAK RATE:	<3.2 CCM
WORKING FLUID:	COMPRESSED AIR

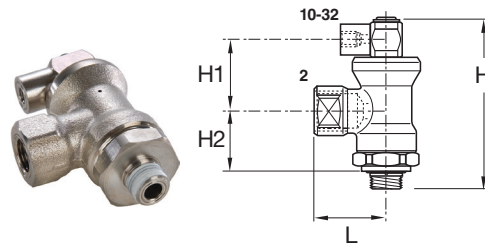


Blocking valves prevents damage to work and equipment in the event of a loss of pressure. Blocking valves which are mounted in pairs on a cylinder lock the piston by simultaneously cutting off the supply and exhaust. Functional locks are more precise and rapid when blocking valves are located on the cylinder: the volume of air in the pipework no longer needs to be taken into consideration.



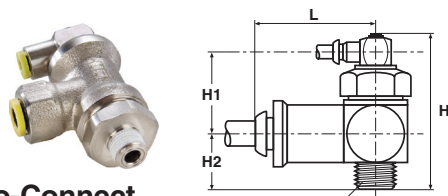
FC601 Push-to-Connect Lock Out Valves

PART NO.	TUBE SIZE (IN)	NPT	HEX MM	H	H1	H2	L
FC601-4-2	1/4	1/8	21	2.03	1.24	0.79	1.10
FC601-4-4	1/4	1/4	21	2.03	1.24	0.79	1.10
FC601-6-6	3/8	3/8	24	2.19	1.14	1.04	1.38
FC601-8-8	1/2	1/2	24	2.19	1.14	1.04	1.69



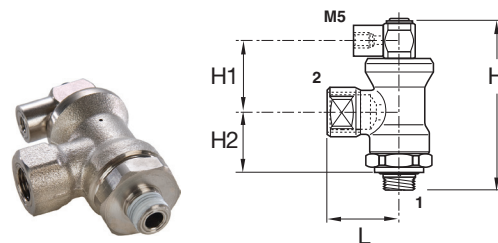
FC602 Threaded Port Lock Out Valves

PART NO.	1 NPT	2 NPT	HEX MM	H	H1	H2	L
FC602-2	1/4	1/8	21	2.03	1.24	0.79	1.04
FC602-4	1/4	1/4	21	2.03	1.24	0.79	1.04
FC602-6	3/8	3/8	24	2.19	1.14	1.04	1.34
FC602-8	1/2	1/2	24	2.19	1.14	1.04	1.57



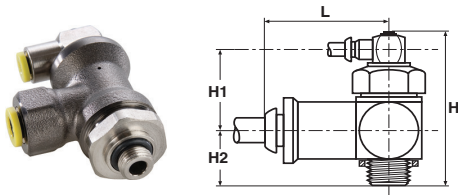
FC601 Push-to-Connect Lock-Out Valve - BSPT

PART NO.	TUBE SIZE (MM)	BSPT	HEX 1	H	H1	H2	L
FC601-6M-2R	6	1/8	21	53	24.5	21.0	28.0
FC601-6M-4R	6	1/4	21	53	24.5	21.0	28.0
FC601-8M-4R	8	1/4	21	53	24.5	21.0	28.0
FC601-8M-6R	8	3/8	24	56	25.0	23.0	34.5
FC601-10-6R	10	3/8	24	56	25.0	23.0	35.0
FC601-12M-8R	12	1/2	24	56	25.0	23.0	37.5



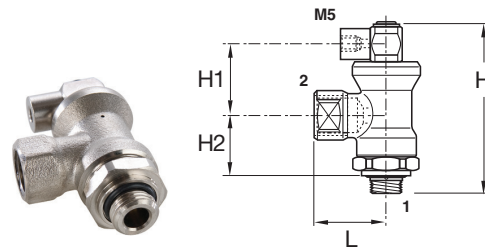
FC608 Threaded Port Lock-Out Valve - BSPT

PART NO.	BSPT 1	BSPT 2	HEX 1	H	H1	H2	L
FC608-4R-2R	1/4	1/8	21	51.5	31.5	20.0	26.5
FC608-4R-4R	1/4	1/4	21	51.5	31.5	20.0	26.5
FC608-6R-6R	3/8	3/8	24	55.5	29.0	26.5	34.0
FC608-8R-8R	1/2	1/2	24	55.5	29.0	26.5	40.0



FC601 Push-to-Connect Lock-Out Valve - BSPP

PART NO.	TUBE SIZE (MM)	BSPP	HEX 1	H	H1	H2	L
FC601-6M-2G	6	1/8	21	53	24.5	21.0	28.0
FC601-6M-4G	6	1/4	21	53	24.5	21.0	28.0
FC601-8M-4G	8	1/4	21	53	24.5	21.0	28.0
FC601-8M-6G	8	3/8	24	56	25.0	23.0	34.5
FC601-10M-6G	10	3/8	24	56	25.0	23.0	35.0
FC601-12M-8G	12	1/2	24	56	25.0	23.0	37.5



FC608 Threaded Port Lock-Out Valve - BSPP

PART NO.	BSPP 1	BSPP 2	HEX 1	H	H1	H2	L
FC608-4G-2G	1/8	1/4	21	53	24.5	21.0	28.0
FC608-4G-4G	1/4	1/4	21	53	24.5	21.0	28.0
FC608-6G-6G	3/8	3/8	24	56	25.0	23.0	34.0
FC608-8G-8G	1/2	1/2	24	56	25.0	23.0	41.0





Slow Start Flow Control Valve

C

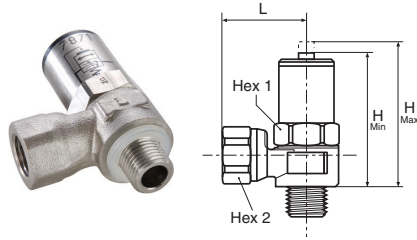
MATERIALS OF CONSTRUCTION	
BODY:	NICKEL-PLATED BRASS
SEALS:	NITRILE
THREADS:	NICKEL-PLATED BRASS

NOMENCLATURE	
EXAMPLE: FC902-6	ATTRIBUTE:
FC	FLOW CONTROL
9	SLOW START
0	BRASS BODY
2	PIPE X PIPE
6	3/8 PIPE THREAD

SPECIFICATIONS	
PRESSURE RANGE:	40 TO 150 PSI
TEMPERATURE RANGES:	5° TO 140°F
WORKING FLUID:	COMPRESSED AIR




Slow start valves enables you to control the rate supply pressures introduced into your system after it has been vented (e.g. at the end of the work day, emergency stops, or adjustments). This gradual increase in pressure or “slow start,” prevents harmful mechanical shock which may occur when full system pressure is immediately introduced into a system. When the slow start valve is used, it gradually returns cylinders to the position they were in before the system air was vented.



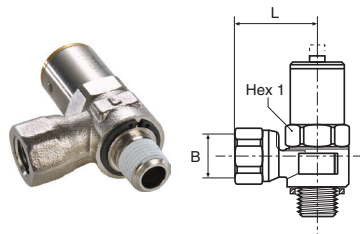
FC908 Slow Start Valve for System Isolating

PART NO.	NPT	HEX 1 MM	HEX 2 MM	H MIN	H MAX	L
FC908-4	1/4	7/8	3/4	2.17	2.44	1.22
FC908-6	3/8	7/8	3/4	2.17	2.44	1.36



FC908 Push-to-Connect Slow Start Valve - BSPP for Isolated Component

PART NO.	TUBE SIZE (MM)	BSPP	HEX 1	H CLOSED	H OPEN	L
FC908-8M-4G	8	1/4	17	54	61	35
FC908-10M-4G	10	1/4	22	55	62	41
FC908-10M-6G	10	3/8	22	55	62	41



FCIC908 Slow Start Valve - BSPP for Isolated Component

PART NO.	BSPP	HEX 1	H CLOSED	H OPEN	L
FCIC908-6G	3/8	22	55	62	31





Threshold Sensor

C

SPECIFICATIONS: MODELS PSBJ, PSPJ

WORKING TEMPERATURE	5° TO 140°F
WORKING PRESSURE	45 TO 115 PSI
BREAKING PRESSURE	8.5 PSI
RESPONSE TIME	3 MS

SPECIFICATIONS: MODEL PSPE

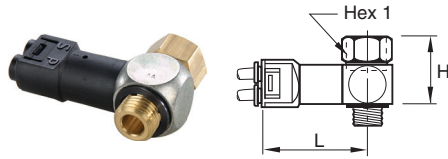
WORKING PRESSURE	45 TO 115 PSI
BREAKING PRESSURE	7 PSI
CURRENT RATING	5A/250VAC – 5W/48VDC

UL LISTED COMPONENT

RESET PRESSURE	10 PSI
----------------	--------

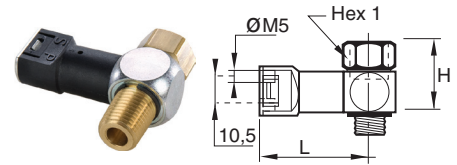


The sensor fitting detects the absence of pressure and translates it to a high pressure pneumatic output. When used to monitor the decaying or exhausting side of a pneumatic cylinder's piston, it emits a positive output. When the cylinder comes to the end of its stroke, wherever that may be, the signal emitted from the sensor can then be used to pilot the next step.



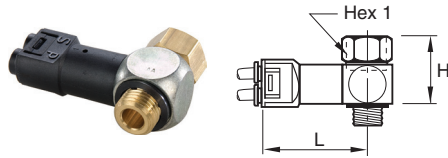
PSBJ731 Pneumatic Threshold Sensor - 5/32 Pilot

PART NO.	NPT / UNF	HEX MM	H	L
PSBJ731-0	10-32	5/16	0.62	1.70
PSBJ731-2	1/8	9/16	0.90	1.74
PSBJ731-4	1/4	5/8	1.09	1.81
PSBJ731-6	3/8	7/8	1.13	1.91
PSBJ731-8	1/2	1	1.17	2.05



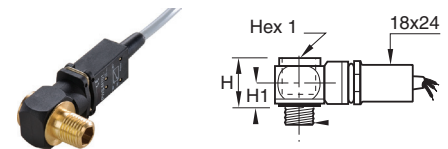
PSBJ708 Pneumatic Threshold Sensor - M5 Pilot

PART NO.	BSPP	HEX 1	H	L
PSBJ708-2G	1/8	14	23	40.5
PSBJ708-4G	1/4	17	28	42.5



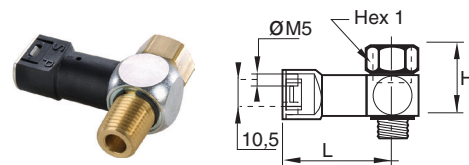
PSBJ731 Pneumatic Threshold Sensor - 4mm Pilot

PART NO.	BSPP	HEX 1	H	L
PSBJ731-M5	M5X0.8	8	16	43.5
PSBJ731-2G	1/8	14	23	44.5
PSBJ731-4G	1/4	17	28	46.5
PSBJ731-6G	3/8	22	29	49.0
PSBJ731-8G	1/2	27	30	52.5



PSPE701 Pneumatic / Electric Threshold Sensor - BSPP

PART NO.	BSPP	HEX 1	H	H1	L
PSPE701-M5	M5X0.8	8	20	10	49
PSPE701-2G	1/8	6	20	10	52
PSPE701-4G	1/4	8	20	10	54
PSPE701-6G	3/8	10	22	12	57
PSPE701-8G	1/2	12	26	14	58



PSPJ731 Pneumatic Threshold Sensor - 10-32 Pilot

PART NO.	NPT	HEX 1 MM	H	L
PSPJ731-2	1/8	9/16	0.90	1.58
PSPJ731-4	1/4	5/8	1.09	1.66
PSPJ731-6	3/8	7/8	1.13	1.76

Notes

C
